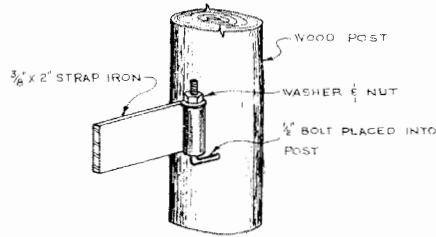
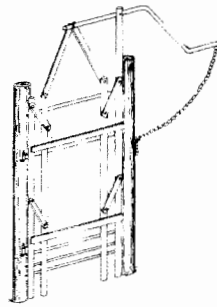



FRONT VIEW OF HEADGATE
SCALE 3/4" = 1'-0"



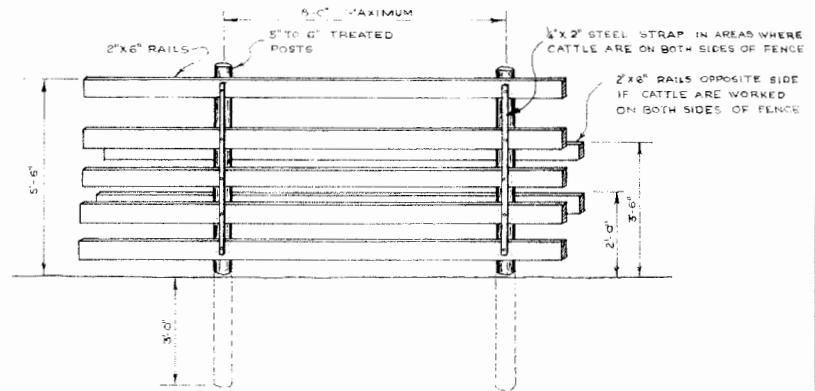
HEADGATE ANCHOR BRACKET
SCALE 3" = 1'-0"



SKETCH OF HEADGATE

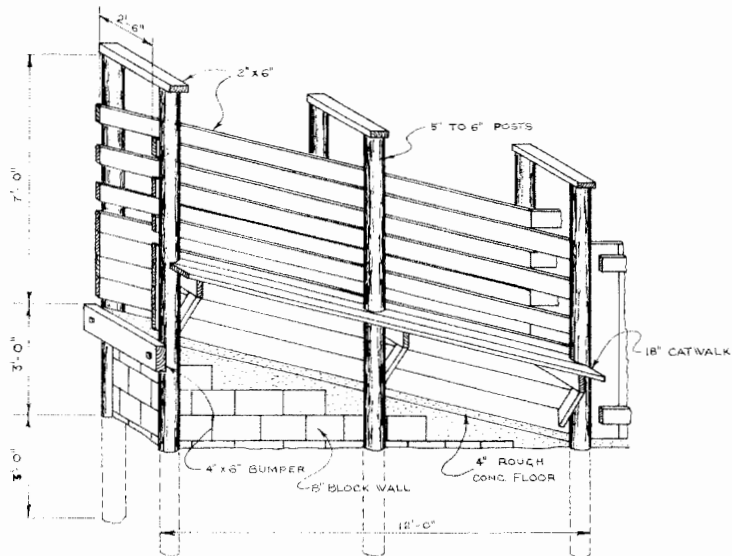


PERSPECTIVE SKETCH



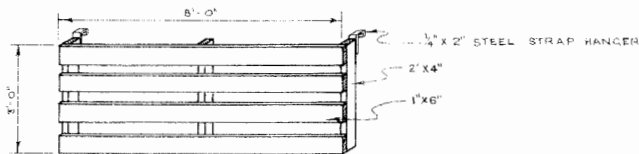
TYPICAL FENCE

SCALE 3/8" = 1'-0"



LOADING RAMP DETAIL

SCALE 3/8" = 1'-0"



PANELS TO HANG IN CHUTE
FOR WORKING SMALL CALVES

SCALE 3/8" = 1'-0"

Disclaimer

This site makes available conceptual plans that can be helpful in developing building layouts and selecting equipment for various agricultural applications. These plans do not necessarily represent the most current technology or construction codes. They are not construction plans and do not replace the need for competent design assistance in developing safe, legal and well-functioning agricultural building system. The LSU Agriculture Center, the Mid-West Plan Service, the United States Department of Agriculture and none of the cooperating land-grant universities warranty these plans.