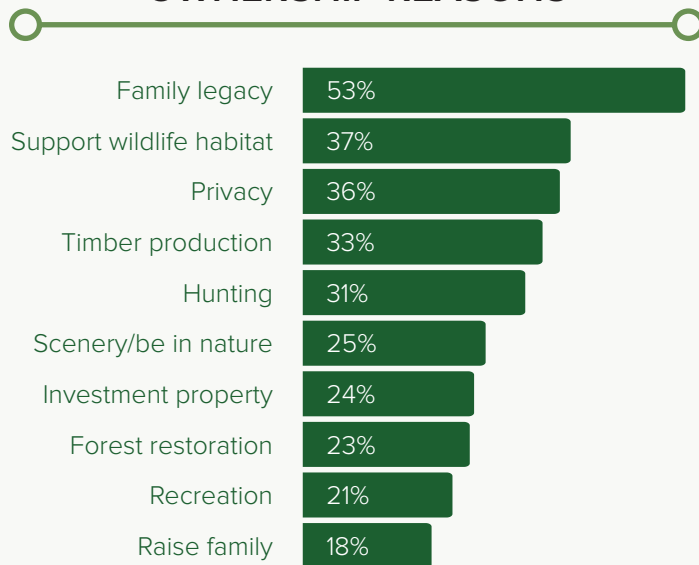


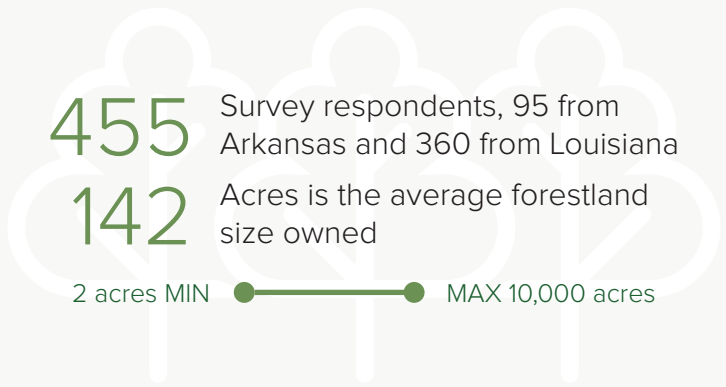
PROFILE OF LOUISIANA AND ARKANSAS FOREST LANDOWNERS

In spring 2021, the LSU AgCenter, with the support of the Arkansas and Louisiana forestry associations, surveyed landowners from four counties in Arkansas (Ashley, Bradley, Drew, and Cleveland) and four parishes in Louisiana (Morehouse, Ouachita, Union, and Winn) identified as areas of high priority for conservation. This infographic presents findings of landowners' profiles and preferences for certification and outreach.

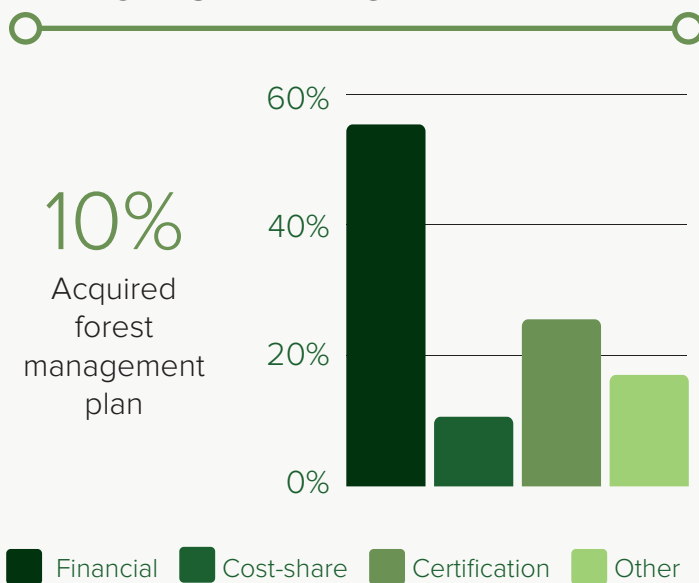
OWNERSHIP REASONS



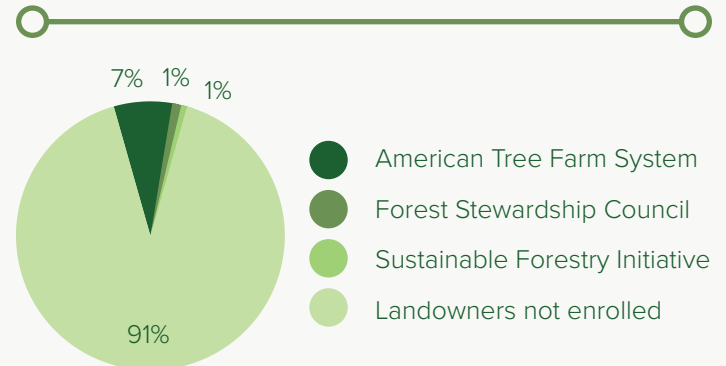
For landowners, family legacy is extremely important for owning a forest, more than anything else.



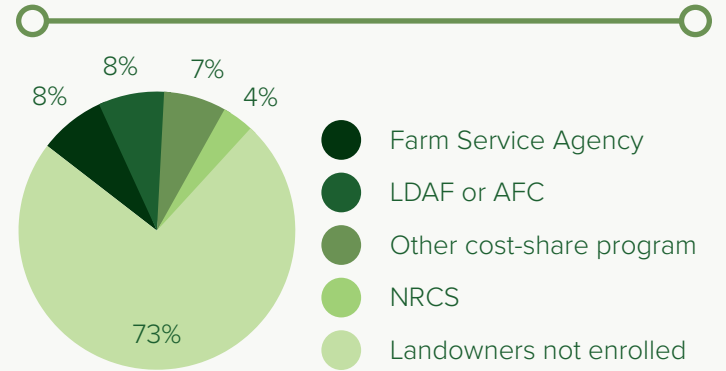
REASONS FOR OBTAINING A FOREST MANAGEMENT PLAN



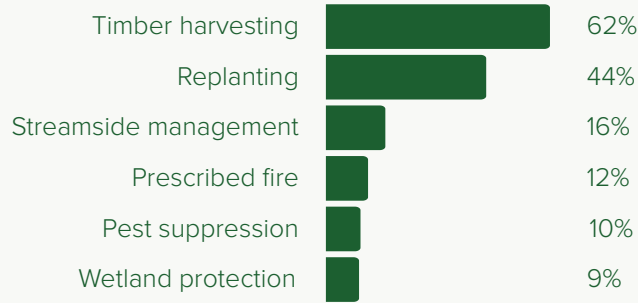
ENROLLMENT RATE IN CERTIFICATION PROGRAMS



ENROLLMENT RATE IN CONSERVATION PROGRAMS



PAST CONSERVATION PRACTICES ADOPTED



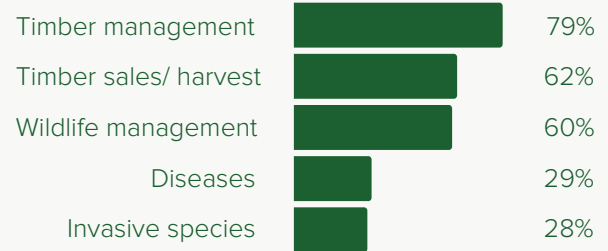
PREFERENCES FOR FOREST CONSULTATION



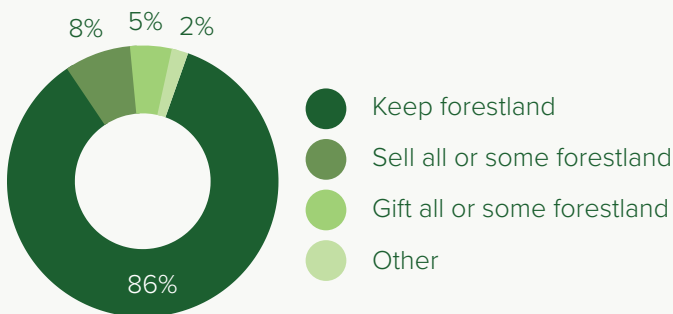
PAST FOREST MANAGEMENT ADVICE RECEIVED



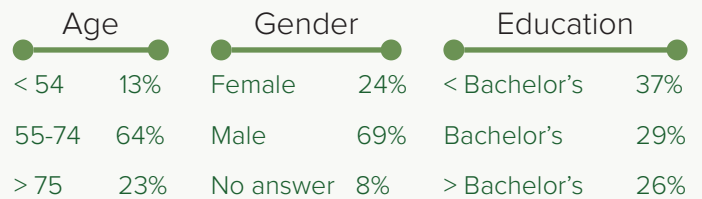
TOPICS OF INTEREST FOR FUTURE OUTREACH



PLANS FOR THE NEXT 5 YEARS



DEMOGRAPHICS



Prepared by Maria Josee Reyes. For more information, contact Dr. Jerrod Penn at jpenn@agcenter.lsu.edu.



Visit our website: www.LSUAgCenter.com

Luke Laborde, LSU Vice President for Agriculture,
Louisiana State University Agricultural Center, Louisiana Agricultural Experiment Station
Louisiana Cooperative Extension Service, LSU College of Agriculture

P3830 (online) 12/21

The LSU AgCenter and LSU provide equal opportunities in programs and employment.